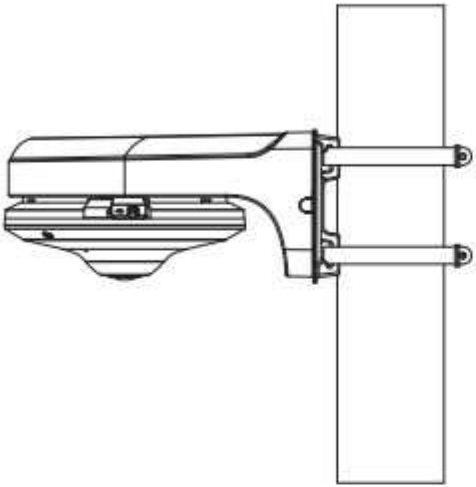
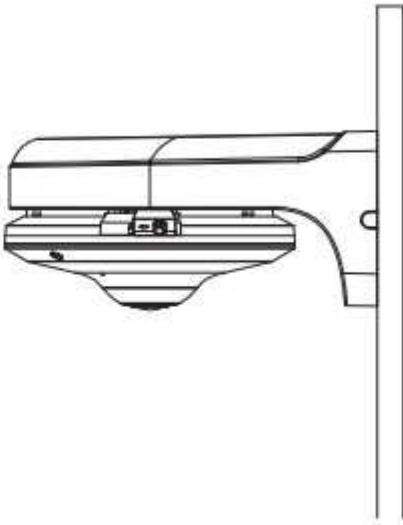
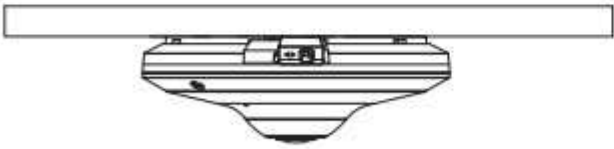
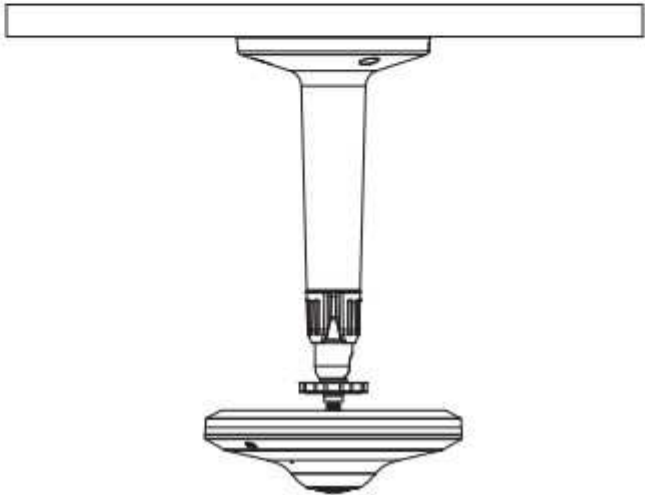


Pole Mount	Wall Mount
PFB203W+PFA152-E	PFB203W
 <p>A technical line drawing showing a camera lens assembly mounted on a vertical pole. The camera is oriented horizontally, pointing to the left. The mounting bracket is secured to the pole with two screws.</p>	 <p>A technical line drawing showing a camera lens assembly mounted on a vertical wall. The camera is oriented horizontally, pointing to the left. The mounting bracket is secured to the wall with two screws.</p>
Junction Mount	Ceiling Mount
	PFB110W
 <p>A technical line drawing showing a camera lens assembly mounted on a horizontal bar. The camera is oriented horizontally, pointing downwards.</p>	 <p>A technical line drawing showing a camera lens assembly mounted on a ceiling. The camera is oriented vertically, pointing downwards. It is connected to a horizontal ceiling bar via a long, vertical mounting arm.</p>